




**Δquaforest**

# Autobahn DX 5.5 Release Notes

# Autobahn DX Release Notes



Version 5.5  
April 2021

# Content

<b>1</b>	<b>VERSION 5.5 2104.30</b>	<b>4</b>
<b>1.1</b>	<b>Upgrading</b>	<b>4</b>
<b>1.2</b>	<b>Enhancements</b>	<b>4</b>
1.2.1	Give ability to use templates for metadata settings in "Set PDF Properties" step	5
1.2.2	Added Encrypted PDF Handling options	5
1.2.3	Allow users to sort input files by date	5
1.2.4	Default input delay set to 5 seconds	5
1.2.5	Support for conversion of .eml files	5
1.2.6	Improve license key error messages for Cloud steps	5
1.2.7	Update Email libraries	5
1.2.8	Add Modern Authentication to SharePoint libraries	6
1.2.9	Renamed 'Extract PDF Image via' option	6
1.2.10	Select up to 8 languages in Extended OCR	6
1.2.11	Post Job Completion Alerts	6
<b>1.3</b>	<b>Bug Fixes</b>	<b>6</b>
1.3.1	Barcode zones not being used	7
1.3.2	Merge PDF properties controlling processing encrypted documents	7
1.3.3	Email attachments containing the ';' character in their name causes error	7
<b>2</b>	<b>VERSION 5.01 200316</b>	<b>7</b>
<b>2.1</b>	<b>Bug Fixes</b>	<b>7</b>
2.1.1	Office documents always output as Portrait	7
2.1.2	Cloud OCR option 'Extract PDF Images Via' default value invalid	7
2.1.3	'Keep original image' setting available when processing in Native	7
2.1.4	Binarization Mode property not keeping value	8
2.1.5	Contents of 'temp' folder not being properly removed	8
2.1.6	'Run Continuously' checkbox not keeping value	8
2.1.7	Option "Keep original image" does not save changes and remains blank	8
2.1.8	Image to Searchable PDF (standard) with text output fails to save	8
2.1.9	Convert to TIFF returning blank PDF forms	8
2.1.10	OCR Any file to PDF not keeping overwrite setting in GUI	8
2.1.11	Job analyzer not deleting temporary files it creates	9
2.1.12	Job API displays inconsistent behavior with concurrent jobs	9
2.1.13	'Include unprocessed PDFs Only' generates a PDFBox error	9
2.1.14	Hangs when processing certain types of PDFs in Native mode	9
<b>2.2</b>	<b>Enhancements</b>	<b>9</b>
2.2.1	SharePoint Step does not support SP2013 OR SP2010	9
2.2.2	Job summary tool uses job temp for its file processing	9
2.2.3	Improved CPU Core throttling	9
2.2.4	Added 'forcecores' to allow setting cores manually	10
2.2.5	Moved 'Save Options' in Module & Options tab	10
2.2.6	Merge Image to Searchable PDF (extended)	10
<b>3</b>	<b>VERSION 5.0.190905</b>	<b>10</b>
<b>3.1</b>	<b>Bug Fixes</b>	<b>10</b>
3.1.1	Removed WIF 3.5 as a Prerequisite	10
3.1.2	Fixed the PDF to Searchable PDF (Cloud OCR) Step properties.	10

<b>4</b>	<b>VERSION 5.0.190805</b>	<b>10</b>
<b>4.1</b>	<b>Bug Fixes</b>	<b>10</b>
4.1.1	SharePoint connector license check failure	10
<b>5</b>	<b>VERSION 5.0.190715</b>	<b>10</b>
<b>5.1</b>	<b>Bug Fixes</b>	<b>10</b>
5.1.1	Any File to PDF fails when generating PDF/A files from text documents	10
5.1.2	Batch Size gets dropped after the first iteration of job from the service	11
<b>6</b>	<b>VERSION 5.0.190605</b>	<b>11</b>
<b>6.1</b>	<b>Bug Fixes</b>	<b>11</b>
6.1.1	CSV Log Files for Paths with Comma(s)	11
6.1.2	Merging PDF Files with Acroforms	11
<b>7</b>	<b>VERSION 5.0.190430</b>	<b>11</b>
<b>7.1</b>	<b>Upgrading from earlier Versions</b>	<b>11</b>
7.1.1	Preserving Existing Job Definitions when Upgrading	11
7.1.2	License Key	11
7.1.3	Removed Files	12
<b>7.2</b>	<b>Enhancements in v5.0</b>	<b>12</b>
7.2.1	Pause Job	12
7.2.2	New Job Steps	12
7.2.2.1	Cloud OCR	12
7.2.2.2	Stamp PDF Files	12
7.2.2.3	Any File to Searchable PDF (Extended)	13
7.2.2.4	Azure Storage Download	13
7.2.2.5	Azure Storage Upload	13
7.2.2.6	Distributed Polling	13
7.2.3	Job API Changes	13
7.2.3.1	Remote API Enhancement	13
7.2.3.2	GetLastRunDate	13
7.2.4	New Alerts Method	13
7.2.5	OCR Updates	14
7.2.5.1	Extended Engine	14
7.2.5.1.1	Default Values	14
7.2.5.1.2	New High-Quality OCR engine	14
7.2.5.1.3	Recognition of images scanned with dithering	15
7.2.5.1.4	Automatic language detection of a single-language page	16
7.2.5.1.5	Punch-hole removal	17
7.2.5.1.6	Retain pre-processing settings	17
7.2.5.1.7	Advanced pre-processing settings	17
7.2.5.1.8	New languages available with High-Quality OCR engine	17
7.2.5.1.9	Performance improved for page orientation detection on Korean documents	18
7.2.5.1.10	Memory consumption reduced for document conversion	18
7.2.5.1.11	Turn off PDF/A validation	18
7.2.5.1.12	Default Values	18
7.2.6	Step Types that have changed name	19
7.2.7	Delete Empty Input Folders	19
7.2.8	CPU Core Licensing and Job Control	20
7.2.9	Autobahn DX Directory Changes	20
<b>7.3</b>	<b>Bug Fixes</b>	<b>21</b>
7.3.1	[SDK-120] Graphics state	21

# 1 Version 5.5.2104.30

## 1.1 Upgrading

**License Key** – This is a major release of Autobahn, and will require a new license key to use. Please contact [support@aquaforest.com](mailto:support@aquaforest.com) to request a new key.

**.Net Framework** – This release of Autobahn requires a .Net Framework of 4.7.2 or higher. The Autobahn installer will check this requirement before installation.

**Cloud OCR Upgrade** – The Cloud OCR steps have been split into Google and Microsoft counterparts. Upgrading jobs with this step will require remaking the job. This affects the following steps:

*Image to Searchable PDF (Cloud), PDF to Searchable PDF (Cloud)*

**Note** - Some jobs have been improved and have changed from previous versions. When upgrading, property values may be missing from these steps. We recommend viewing the step in the designer and making sure all the properties are correctly filled out. If you still have issues, deleting and re-adding the step will update the properties to their default values. This affects the following steps:

*Read Mailbox, Send Documents, SharePoint Download, SharePoint Upload, Barcode TIFF/PDF*

## 1.2 Enhancements

- Autobahn DX 5.5 contains new OCR engines, including for Extended OCR, which will help improve the accuracy of the output from all OCR steps
- Added “PDF Recognition to JSON” step
  - This step will automatically extract important data from PDF files in the form of Key/Value pairs
  - No need for training or specifying extraction zones
  - Example document types that work well with this step
    - Invoices, shipping documents, etc.
- Added “PDF to PDF/A” step
- Added new improved barcode library with enhanced accuracy when reading certain barcode types e.g. QR codes
- Email and SharePoint libraries updated
  - Now supports OAuth2 Authentication

### 1.2.1 Give ability to use templates for metadata settings in "Set PDF Properties" step

**Ref: ADX-284**

Previously, users could only use static data for metadata input for the "Set PDF Properties" step. Users are now able to use %FILENAME% or %DIRNAME% in the Author, Title, Subject, Creator and Keywords field, and they will be replaced by the input file name or directory name for the output PDF.

### 1.2.2 Added Encrypted PDF Handling options

**Ref: ADX-273**

Two config options have been added to Autobahn. The first option, 'securedPdfHandling', allows you to '*pass*' through secured files, or you can '*move*'/'*copy*' these files to another location. The second option, 'securePdfOutputLocation', defines the location to move/copy the secured files to.

### 1.2.3 Allow users to sort input files by date

**Ref: ADX-270**

The ability to sort the input file order can now be changed with the new option 'File Order' in the 'Properties' tab of the Designer. There are UTC and local time variants of the date options, totaling nine options: ***Alphabetically, Created Date (Ascending), Created Date (Decending), Modified Date (Ascending), and Modified Date (Decending)***. Note: this setting does not work for "Merge Image to PDF..." steps, the merge and OCR must be done in two separate job steps.

### 1.2.4 Default input delay set to 5 seconds

**Ref: ADX-269**

A common issue that users came across when using Autobahn as part of a workflow is that the input file would not be fully uploaded from the last process when it is picked up by Autobahn. This would cause the incomplete file to error when processed. This extra delay should give the last process time to finish properly uploading the file.

### 1.2.5 Support for conversion of .eml files

**Ref: ADX-253**

The latest version of BCL, the third-party library we use for conversions, now supports the conversion of .eml files. We updated the library in Autobahn DX version 5.5 and added the filetype to the configuration, so the .eml filetype should now successfully convert.

### 1.2.6 Improve license key error messages for Cloud steps

**Ref: ADX-242**

With the implementation of the new Cloud OCR library, we have also updated the error messages returned to users when there are errors with the Google/Microsoft license key input. This should make it easier for the user to diagnose the problem with the job.

### 1.2.7 Update Email libraries

**Ref: ADX-226**

The email library has been updated with a new version that address many of the issues with the previous library. It also includes support for Modern Authentication, which can be used in both email alerts and the individual email job steps.

### 1.2.8 Add Modern Authentication to SharePoint libraries

**Ref: ADX-225**

The update to the SharePoint library includes support for Modern Authentication, which has been a feature that many users have requested. The jobs have been updated so users can customize their authentication type to one that suits their needs.

### 1.2.9 Renamed 'Extract PDF Image via' option

**Ref: ADX-219**

This small update to the naming of a job option was made to provide more clarity on the way that the PDF Image would be extracted. The option is now 'Convert to TIFF', which will convert a PDF File to a TIFF file before extracting the image. The option is false by default.

### 1.2.10 Select up to 8 languages in Extended OCR

**Ref: ADX-214**

The Extended OCR jobs have been updated to allow users to input up to 8 languages, given that they are from the same character set. This change will help users that process multilanguage documents.

### 1.2.11 Post Job Completion Alerts

**Ref: ADX-209**

The feature to send an email when a job completes has been in previous versions of Autobahn, but it has now recently been updated with the new email library changes, including the addition of Modern Authentication. On the 'Modules and Options' tab, users are able to select their preferred authentication, and these details will be used for each job that has alerts set in the 'alerts' tab.

## 1.3 Bug Fixes

- The deployment executables, including TIFF Junction, can no longer be called directly
- The support tool has been removed from the 'Help' tab
- "PDF To Searchable PDF (Standard)" can no longer process TIFF files

### 1.3.1 Subfolders not created in output

**Ref: ADX-294**

In an early version of 5.5, Autobahn was not creating any subfolders in the output location. This meant that any folder tree that was processed would be output directly to the source file. This bug has now been fixed for future releases of Autobahn.

### 1.3.2 Barcode zones not being used

**Ref: ADX-275**

In the previous barcode step, the zonal information was not correctly sent to the barcode executable, so the whole page was always used as the zone. This has now been fixed with the new barcode step, so declaring zones will ignore the other areas of the page when searching for barcodes.

### 1.3.3 Merge PDF properties controlling processing encrypted documents

**Ref: ADX-274**

When processing encrypted files in the Merge PDF step, the job was expected to fail. However, some setting would allow the step to succeed. The step has been improved so it can now process encrypted files. Due to the new encrypted file handling implemented in version 5.5, encrypted files are handled by Autobahn before the merge step.

### 1.3.4 Email attachments containing the ';' character in their name causes error

**Ref: ADX-272**

In the rare case that an email attachment's name contained the ';' character, the file would fail to download. This was a limitation of the previous email library, and is no longer an issue with the new email library.

## 2 Version 5.01 200316

### 2.1 Bug Fixes

#### 2.1.1 Office documents always output as Portrait

**Ref: ADX-265**

When processing Office documents, the output would always be portrait, regardless of the input orientation or the "Paper Orientation" setting in Autobahn. This has been fixed so that both orientations can now be produced as output.

#### 2.1.2 Cloud OCR option 'Extract PDF Images Via' default value invalid

**Ref: ADX-258**

The PDF to Searchable PDF (Cloud OCR) step had an invalid default value of 'No' for this setting. This has now been changed to the valid value of 'Native'.

#### 2.1.3 'Keep original image' setting available when processing in Native

**Ref: ADX-257**

In the PDF to Searchable PDF (Extended) step, the setting of 'Keep original image' will not take effect if processing with the 'Native' method, but the setting could still be changed. This could be confusing to a user, so this option is now grayed out unless processing using the 'Convert to Tiff' method.



#### 2.1.4 Binarization Mode property not keeping value

**Ref: ADX-256**

When saving a PDF to Searchable PDF (Extended) step, the Binarization Mode property would store invalid values, due to the property referencing values of another property instead. This has been fixed in the latest version of Autobahn, so the property saves the correct value.

#### 2.1.5 Contents of 'temp' folder not being properly removed

**Ref: ADX-255**

The main 'temp' folder holds job definitions for quick jobs, but extra definitions were generated every time Autobahn was reopened and these were not removed. This has been fixed so only necessary definitions are created, and these definitions are removed after use.

#### 2.1.6 'Run Continuously' checkbox not keeping value

**Ref: ADX-252**

In the previous release of Autobahn, the "Run Continuously" checkbox would not keep its value when switching between jobs. This did not affect the schedule of jobs where the value was switched. This UI bug has been fixed in the new release.

#### 2.1.7 Option "Keep original image" does not save changes and remains blank

**Ref: ADX-251**

When editing an 'Any File to Searchable PDF (extended)' job step, the value for 'Keep original image' will reset its value to false and appear blank in the UI. This has been fixed in the latest version of Autobahn.

#### 2.1.8 Image to Searchable PDF (standard) with text output fails to save

**Ref: ADX-246**

When processing Image files with the step Image to Searchable PDF (standard), using "OCR to TextFile" and "Output File = Plain Text (no PDF)" the file will be processed, but the file will fail to save. This has now been fixed.

#### 2.1.9 Convert to TIFF returning blank PDF forms

**Ref: ADX-243**

When converting PDF Forms to TIFF files, output files would lose their data, or return blank. This was an issue in a third-party component, and has been fixed in their latest build, which has been included in this build of Autobahn.

#### 2.1.10 OCR Any file to PDF not keeping overwrite setting in GUI

**Ref: ADX-240**

The previous release of Autobahn DX 5.0 had a GUI bug that did not retain the overwrite setting in the Any file to PDF OCR job. This has been fixed.

### 2.1.11 Job analyzer not deleting temporary files it creates

**Ref: ADX-238**

In the previous release of Autobahn DX 5.0, the Job analyzer was not deleting the files it generated in a temp location. This no longer occurs, and the location of the generated files has been changed (see ADX-239).

### 2.1.12 Job API displays inconsistent behavior with concurrent jobs

**Ref: ADX-233**

In the previous release of Autobahn DX 5.0, the Job API encountered a problem if two or more jobs attempted to start at the same time and would instead show one job starting twice. We have fixed this issue.

### 2.1.13 'Include unprocessed PDFs Only' generates a PDFBox error

**Ref: ADX-229**

In the previous release of Autobahn DX 5.0, including this filter setting in a job would cause the error to occur. This was due to a PDFBox version mismatch. This issue has been resolved.

### 2.1.14 Hangs when processing certain types of PDFs in Native mode

**Ref: SDK-135**

In the previous release of Autobahn DX 5.0, PDFs that contained recursive code were causing hangs when processed in native mode. This was fixed in the latest PDFBox version, which has been implemented in this build.

## 2.2 Enhancements

### 2.2.1 SharePoint Step does not support SP2013 OR SP2010

**Ref: ADX-261**

The SharePoint Upload and Download steps were previously unsupported in SP2013 and SP2010. These steps have now been improved and can function with these versions of SharePoint.

### 2.2.2 Job summary tool uses job temp for its file processing

**Ref: ADX-239**

In the previous release of Autobahn DX 5.0, the job summary tool used the User Temp location to store files. These files are now stored in the job temp location.

### 2.2.3 Improved CPU Core throttling

**Ref: ADX-234**

Changes have been made in the latest version to improve CPU Core throttling.

#### 2.2.4 Added 'forcecores' to allow setting cores manually

There now exists the config option 'forcecores', allowing users to tell Autobahn how many cores their machine has directly. The user will still be restricted by the cores allowed on their license and will need to restart the service for the config option to take effect.

#### 2.2.5 Moved 'Save Options' in Module & Options tab

**Ref: ADX-231**

'Save Options' has been moved closer to the settings that it relates to, and the text has been changed to 'Update' instead.

#### 2.2.6 Merge Image to Searchable PDF (extended)

This OCR step has now been updated to support PNG and BMP files.

### 3 Version 5.0.190905

#### 3.1 Bug Fixes

##### 3.1.1 Removed WIF 3.5 as a Prerequisite

**Ref: ADX-227**

The previous release of Autobahn DX 5.0 failed during installation on a Windows Server 2019 system, this was because of the WIF 3.5 prerequisite. This has been replaced.

##### 3.1.2 Fixed the PDF to Searchable PDF (Cloud OCR) Step properties.

**Ref: ADX-228**

In the previous release of Autobahn DX 5.0, the Convert to TIFF option in was not getting passed to the OCR engine when using the new Cloud OCR step.

### 4 Version 5.0.190805

#### 4.1 Bug Fixes

##### 4.1.1 SharePoint connector license check failure

**Ref: ADX-222**

The previous release of Autobahn DX 5.0 failed executing the SharePoint steps, this was because of a bug in the license key validation

### 5 Version 5.0.190715

#### 5.1 Bug Fixes

##### 5.1.1 Any File to PDF fails when generating PDF/A files from text documents

**Ref: ADX-218**

The previous release of Autobahn DX 5.0 failed when generating PDF/A files from text documents when using **GenericExtension**, **AutoExtension** and **AutoExtensionEx**. Updating to the latest version of **BCL** fixes this issue.

### 5.1.2 Batch Size gets dropped after the first iteration of job from the service

**Ref: ADX-220**

The previous release of Autobahn DX 5.0 was setting the job filter limit to zero after the job executes for the first time under the service.

## 6 Version 5.0.190605

### 6.1 Bug Fixes

#### 6.1.1 CSV Log Files for Paths with Comma(s)

In the previous version of Autobahn DX, the presence of commas (,) in file paths adds unwanted columns in the CSV log file. We have fixed this issue.

#### 6.1.2 Merging PDF Files with Acroforms

In the previous version of Autobahn DX, there was a bug that was causing merging of PDF files with Acroforms to fail. We have fixed this issue.

## 7 Version 5.0.190430

### 7.1 Upgrading from earlier Versions

- This release requires version 4.5.2 of the .NET framework. The setup will check whether they are installed on your system and if not, will take you to the appropriate Microsoft site to download and install.
- To upgrade from earlier versions, request a new license key from Aquaforest: [sales@aquaforest.com](mailto:sales@aquaforest.com).
- Upgrade blog: <http://www.aquaforest.com/wp/index.php/upgrading-autobahn-dx-server/>

#### 7.1.1 Preserving Existing Job Definitions when Upgrading

When Upgrading to a new version of Autobahn DX, your old jobs will not have all the new step properties added. To rectify this issue, open all your old jobs from the **Job Manager** and save them.

#### 7.1.2 License Key

Autobahn DX 5.0 uses different license keys from the previous versions of Autobahn DX. You will need to request a new license key from Aquaforest: [sales@aquaforest.com](mailto:sales@aquaforest.com).

### 7.1.3 Removed Files

Autobahn DX no longer makes use of the file called 'emimap4.dll', which was used in previous versions. If you have upgraded, this file may still exist in the 'bin' folder and we recommend that it is deleted.

## 7.2 Enhancements in v5.0

We have made a lot of changes in this version of Autobahn DX; we will discuss these enhancements in this section.

### 7.2.1 Pause Job

We have now added the ability to resume from Jobs in Autobahn DX if:

1. The Job is Interrupted By a service crash or power failure.
2. If you paused the job from the Autobahn DX GUI.

**Note:** If you make any changes to the Job when it is in a Paused state the job will start from the beginning.

### 7.2.2 New Job Steps

In Autobahn DX 5.0, we have added to our long list of job steps. This is to give the user more value and options. For more details, check the section 5.7.2 in the Autobahn DX 5.0 reference guide.

#### 7.2.2.1 Cloud OCR

The optional Cloud OCR module extends Autobahn DX with additional OCR engines from **Microsoft** and **Google**, the main advantages of these OCR engines is their Handwriting recognition capabilities. These OCR engines are available as a SAAS model provided by both vendors. Before you can start using these steps in Autobahn DX, you will need to have a subscription first. See chapter 18 of the reference guide for more details.

We have added two step types to the **Advanced** section of the **Job Designer** tab of Autobahn DX, the steps are named:

- Image to Searchable PDF (Cloud OCR)
- PDF to Searchable PDF (Cloud OCR)

#### 7.2.2.2 Stamp PDF Files

This step can be used to add stamps to PDF pages, we have given the user the ability to customize these stamps extensively in a very simple manner.

Autobahn DX has different ways to apply stamps to a page, this gives the user some level of flexibility.

- **StampTextAsString:** When this operation has selected the text passed as the **StampObject** will be stamped on the PDF document as text.
- **StampPDFText:** When this operation is selected the text passed as the **StampObject** will be stamped on the PDF document as an image.

- **StampPageNumber:** When this operation is selected, every page in the PDF file will be stamped with a page number, starting from the start number. E.g. if StartNumber = 6 the first-page number will start from 6.
- **StampPageNumberBates:** When this operation is selected, every page in the PDF file will be stamped with a bates number, starting from the start number. E.g. if **StartNumber** = 6 the first-page number will start from 000006.
- **StampVariable:** This option allows a user to specify a variable like a date, filename or time. The variable specified by the **StampObject** will be stamped on the document. Check the table below for different Stamp variables provided.
- **StampPDFImage:** When this operation is selected the text passed as the **StampObject** is the address of the image to be stamped on the PDF document.

### 7.2.2.3 Any File to Searchable PDF (Extended)

In previous versions of Autobahn DX, we used to have the **OCR Any File to PDF** (this has changed to **Any File to Searchable PDF (Standard)**) step. This step converted office files to PDF and performed an OCR on image-based files. This step used to be available only for the Standard OCR engine, in version 5.0 we have added a similar step that will use the Extended Engine to OCR image-based files.

### 7.2.2.4 Azure Storage Download

We added this new step to allow users to download files from an Azure Storage Container to your local machine. This can be used as part of a workflow in Autobahn DX.

### 7.2.2.5 Azure Storage Upload

We added this new step to allow users to upload files to an Azure Storage Container from your local machine. This can be used as part of a workflow in Autobahn DX.

Using these two steps, you can download files from Azure, process them and upload the outputs back to Azure in a single job.

### 7.2.2.6 Distributed Polling

This step can be used to implement load balancing in Autobahn DX, it achieves this by copying a fraction of the files from a central input location to the local system where Autobahn DX is running. Multiple Autobahn DX servers can point to one input folder, as a result, the files will be shared across several servers and the processing will be more optimized.

## 7.2.3 Job API Changes

### 7.2.3.1 Remote API Enhancement

Previously you had to install Autobahn DX on the client and server machine in order to call a remote API in Autobahn DX. We have changed this so that you will only need to install Autobahn DX on the server computer.

### 7.2.3.2 GetLastRunDate

We have added the method below to the Job API

**Public string GetLastRunDate();**

Returns the last Date and Time the job executed.

## 7.2.4 New Alerts Method

We have changed the way alerts are setup to give the user more control over when to send alerts and what to include in the alerts.

**Note:** If you are upgrading your jobs from a previous version of Autobahn DX and you have alerts setup for the job, you will have to go the **Alerts** tab in the **Job Designer** and set up the alerts in your jobs again.

See section 5.2.4 of the reference guide for more details.

Properties   Logging   Schedule   Processing   **Alerts**

---

Send Email Alerts on Job Completion

Attach Log File       Attach Job Report

From Email Address

To Email Address

Email Title

Email Message 

Job: '%JOBNAME%' Status: '%JOBSTATUS%',<br>
 Log: %LOGFILE%,<br> Time: %DATESTAMP% %TIMESTAMP%<br>
 Source: <a href='%JOBSOURCE%'>%JOBSOURCE%</a> <br>
 Target: <a href='%JOBTARGET%'>%JOBTARGET%</a> <br>

Don't Send Email Alerts if  No files were processed       No file errors occurred

Job ran to completion successfully

---

## 7.2.5 OCR Updates

### 7.2.5.1 Extended Engine

Autobahn DX 5.0 now has the latest version of the iDRS engine (iDRS 15.4.2) in the Extended OCR module.

#### 7.2.5.1.1 Default Values

The default values for a few settings have been changed so that it gives good OCR results for different types of documents. These are shown below:

Setting	Changed to
Binarize	true
Binarization Mode	Adaptive
Brightness	128
Smoothing Level	248
Threshold	0
Work Depth	255
Remove Lines	true

#### 7.2.5.1.2 New High-Quality OCR engine

The iDRS™ is updated with I.R.I.S.' brand-new High-Quality OCR: a new OCR engine developed using state of the art concepts from the artificial intelligence research domain.

This new technology brings considerable OCR accuracy improvement especially for bad quality scans, camera images or low-resolution documents, which are affected by common issues such as:

- **Touching characters**

*is dressed again! Where have you been, this*

- **Broken characters**

*'Cold night. Mrs. Conroy,' said*

- **Distorted characters**

*from Barney's hands, who, having delivered another*

It will also be suited for recognition of Arabic and Farsi, due to the cursive nature of these languages:

التسهيلات للمستثمر الزراعي وذلك من

The first release uses High Quality OCR engine for English, Arabic and Farsi languages; further languages will of course be added in future releases.

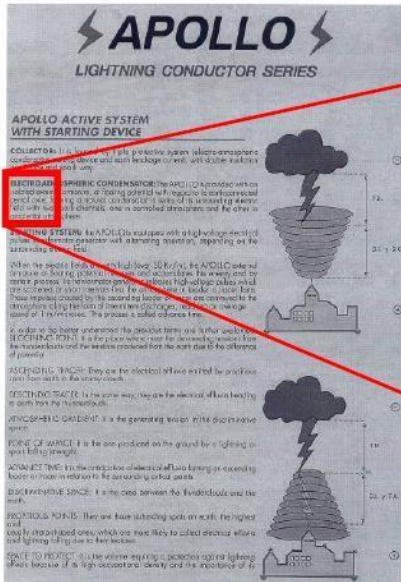
- For Latin, Cyrillic, Greek, Hebrew and Asian languages, High Quality OCR will be combined with existing OCR engine to use the strengths of both engines.
- For Arabic and Farsi languages, it fully replaces the previous engine, and reaches an unparalleled level of accuracy.

Note that processing time with High Quality OCR engine is expected to increase for low-quality documents: more time will be spent but better accuracy will be reached.

#### **7.2.5.1.3 Recognition of images scanned with dithering**

This release exposes an option allowing to improve recognition of color or greyscale images scanned with dithering:





ELECTROSTATIC  
isolated external  
central axle,  
field with two  
ambiental atmospheric

Previous releases would not have properly processed such images: in most cases, the text would simply not have been detected during page analysis step.

### How to use

It can be enabled by setting the Undithering property in the Binarization object. Note that you also need to enable smoothing by setting SmoothingLevel to a value greater than '0' to perform undithering.

### 7.2.5.1.4 Automatic language detection of a single-language page

Extended OCR can now automatically detect the language of an input document.

The aim of this feature is to detect the most probable language of a single-language page.

### Supported languages

This release will be able to reliably detect the following scripts/languages:

- **Latin script**  
English, German, French, Spanish, Italian, Swedish, Danish, Norwegian, Dutch, Portuguese, Galician, Icelandic, Czech, Hungarian, Polish, Romanian, Slovak, Croatian, Slovenian, Finnish, Turkish, Estonian, Lithuanian, Latvian, Albanian, Catalan, Irish Gaelic, Scottish Gaelic, Basque, Indonesian, Malay, Swahili, Tagalog, Haitian Creole, Kurdish, Cebuano, Ganda, Kinyarwanda, Malagasy, Maltese, Nyanja, Sotho, Sundanese, Welsh, Javanese, Azeri (Latin), Uzbek, Bosnian (Latin), Afrikaans
- **Cyrillic script**  
Serbian, Russian, Byelorussian, Ukrainian, Macedonian, Bulgarian, Kazakh
- **Greek script**  
Greek
- **Hebrew script**  
Hebrew

Future releases will extend the support to Arabic and Asian scripts.

### Note:

- If at least one language has been detected, recognition will be performed in the first language candidate that has been detected, and not in the language(s) set through the **OCR Language x** property.
- If it fails to detect a language, recognition will be performed using the language(s) set through the **OCR Language x** property.

#### 7.2.5.1.5 Punch-hole removal

A new feature has been added to the Extended engine that attempts to remove punch holes from pages. This feature only works when converting images to PDFs or when OCRing PDFs with **Extract Images Method** set to **Convert to TIFF** and with either **Keep Original Image** set to false or **Keep Punch Hole Removal** set to true.

**Note:** The punch-hole algorithm can be used on images with the following minimum dimensions width: 300px, height: 100px (computed for 300 DPI). The minimum height and width can vary with the image resolution.

#### 7.2.5.1.6 Retain pre-processing settings

You can now retain specific pre-processing in the output PDF documents. For instance, if de-speckling is enabled, speckles are removed from each page to improve the OCR recognition, but this is only done internally and are not reflected in the output PDF document.

In this release, if you want to retain the de-speckling in the output document, set **Keep Despeckled Image** to true. Other pre-processing settings that can be preserved are **deskew**, **dark border removal** and **punch-hole removal**. These can be enabled using **Keep Deskewed Image**, **Keep Dark Border Removal** and **Keep Punch Hole Removal** respectively.

This feature only works when converting images to PDFs or when OCRing PDFs with **Extract Image Method** set to **Convert to TIFF** and with **Keep Original Image** set to false.

#### 7.2.5.1.7 Advanced pre-processing settings

This release has new advanced settings for some existing pre-processing settings of the Extended module. These are:

- AdvancedDeskew
- AdjustmentMode
- ForceDeskew
- AdvancedDespeckle
- Dilate

#### 7.2.5.1.8 New languages available with High-Quality OCR engine

The brand-new technology 'High-Quality OCR' now embeds the 3 following languages:

- Italian
- Spanish
- Portuguese

Note also that variants of already existing High-Quality OCR languages are now supported as well: Afrikaans, Brazilian Portuguese, British, Corsican, Frisian, Luxembourgish, Mexican Spanish, Sardinian, and Swiss-German.

### 7.2.5.1.9 Performance improved for page orientation detection on Korean documents

The algorithm used for page orientation detection with Korean language has been reviewed, allowing to drastically reduce processing time while improving a bit the accuracy.

On a set of 132 Korean documents, taken in all possible orientations for a total of 528 test cases:

- Older versions:
  - Total time for orientation detection: 5,864 seconds
  - Orientation detection accuracy: 96,0%
- This version:
  - Total time for orientation detection: 971 seconds (divided by a factor 6!)
  - Orientation detection accuracy: 97,3%

### 7.2.5.1.10 Memory consumption reduced for document conversion

The document output engine includes several optimizations regarding memory consumption when creating an output document. Those changes impact mostly the creation of PDF Image-Text and especially PDF iHQC documents.

In terms of peak memory consumption, considering an input image A4 at 600DPI:

- Older versions:
  - PDF Image-Text: 343 Mb
  - PDF iHQC: 568 Mb
- This version:
  - PDF Image-Text: 238 Mb
  - PDF iHQC: 359 Mb

### 7.2.5.1.11 Turn off PDF/A validation

In previous versions, PDF/A validation was always performed after converting to PDF/A. However, validating a PDF/A document adds a small performance penalty in terms of the overall processing time. This version allows you to turn off PDF/A validation.

#### Standard Engine

### 7.2.5.1.12 Default Values

The default values for a few settings have been changed so that it gives good OCR results for different types of documents. These are shown below:

Setting	Changed to
SavePreDespeckle	true

## 7.2.6 Step Types that have changed name

For clarity we have changed the names and groupings of our OCR steps in Autobahn DX to more clearly represent what they do. The table below shows the old step names and the corresponding new step.

Old Step Name	New Step Name
Convert TIFF to PDF	Image To Searchable PDF (Standard)
Extended Convert TIFF to PDF	Image To Searchable PDF (Extended)
OCR Image-Only PDF	PDF to Searchable PDF (Standard)
Extended OCR Image PDF	PDF to Searchable PDF (Extended)
OCR Any File to PDF	Any File to Searchable PDF (Standard)
Merge TIFFs to PDF	Merge Image to Searchable PDF (Standard)
Extended Merge TIFF to PDF	Merge Image to Searchable PDF (Extended)

## 7.2.7 Delete Empty Input Folders

When users select **Delete Input Files** or **Move to Archive after Processing** as the input file post processing action, it is a usual occurrence for a lot of empty folders in the input folder tree to remain. To delete these empty folders, you can use this new setting provided in Autobahn DX 5.0.


---


**Properties** | Logging | Schedule | Processing | Alerts

---

Job ID

Job Name

Source Folder  

Destination Folder  

Use Work Folders    Process Sub-Folders    Delete Empty Input Folders

Input Files  ▼

Rename Input Files

Filter Files  ▼

Filter Expression       Batch Size

---

## 7.2.8 CPU Core Licensing and Job Control

Your license key will support a specific number of CPU cores. The product will limit the number of concurrent file processing operations to this number and will "throttle" jobs accordingly.

For example, if a 4-core licensed server is currently running a 2-core job and a new job starts that is configured for 4 cores the number of cores allocated to the second job will be reduced accordingly:

*Autobahn DX using 2 cores out of 4 allowed.*

*We will reduce the number of cores in this job from 4 to 2 allowed.*

As another example, if a 4-core licensed server is currently running a 4-core job and a new job starts that is configured for 2 cores then the second job will not be able to start until cores are freed up:

*Autobahn DX using 4 processors out of 4 allowed.*

*We will attempt to start the job 18 time(s) over the next 180 seconds.*

The retry interval and number of tries is determined by these two config file settings in Autobahn.config (by default this file is in C:\Aquaforest\Autobahn DX\config)

```
<add key="jobqueueinterval" value="180" />
```

```
<add key="jobqueueinterval" value="10"/>
```

## 7.2.9 Autobahn DX Directory Changes

We have added a distribution directory to the installation directory of Autobahn DX, this directory will contain the components need for Autobahn DX to function. As a result, we have moved some folders from the top-level folder to the distribution folder, we have also created new folders for other components. The table below shows the details.

Application	Old Directory Path	New Directory Path
Extended OCR	extendedocr	distribution /extendedocr
TIFF Junction	tj	distribution /tj
PDF Junction	pj	distribution /pj
Cloud OCR (new)		distribution /cloudocr
SharePoint Connector (new)		distribution /sharepoint
Azure Connector (new)		distribution /azure
Support Tool	support	distribution /support

## 7.3 Bug Fixes

### 7.3.1 [SDK-120] Graphics state

The graphics state was not being restored when processing pages that require rotation in the Standard OCR engine. This caused issues when other applications manipulated the PDF after it had been OCR'd by Aquaforest. This has now been fixed.

## 7.4 Known Issues

### 7.4.1 Recognition of accented characters with High-Quality OCR engine (Extended OCR module)

The new Extended OCR module currently has an issue that impacts Latin languages processed with HighQuality OCR engine.

When a character with an accent (like é, è, à, ñ, etc.) is recognized but is not present in the character set (for instance if recognition is performed in English), the OCR engine will output a reject character (U+FFFD).

This is a regression compared to previous versions, where the "base" character would be output instead (e.g. 'e' instead of 'é').

This issue will be fixed with the next release.